

# AFS

## STAINLESS STEEL SINGLE DOOR WITH INTEGRATED RAIN HOOD ENCLOSURE



The Eldon AFS finely pre-grained finish and a design intended to eliminate microbiological traps, combines to provide the ultimate enclosure for environments where the hygienic requirements are strict.

An integral sloping roof offers additional protection and leads to self-draining of liquids.

The AFS range is the ideal solution for food and beverage industries, biotechnical laboratories and pharmaceutical plants.

**Material:** AISI 304 pre-grained stainless steel/AISI 316L (on request). Body: 1.5mm, Door: 1.5mm/2 mm on AFS 10083 and larger. Mounting plate: 2.5mm galvanized steel.

**Body:** The top of the body is equipped with a sloping roof at an angle of between 8 and 20 degrees sloping towards the front, giving a 10 mm overhang to remove any liquids away from the door. Folded and seam welded.

**Door:** Corner formed in one piece. Surface mounted with 130° opening. Concealed AISI 304 stainless steel hinges with removable pin. Can be mounted to give left or right hand opening (Machining is required). Sealing is ensured by an injected one piece polyurethane gasket. Inside of door fitted with four welded studs for equipment profiles.

**Lock:** Chrome plated double-bit 3mm lock with 90° movement. Stainless steel lock and other locks available on request.

**Mounting plate:** Fixed onto M8 studs welded to the rear of the enclosure. In enclosures with height or width of 800 mm or more, the mounting plate has a fold to all four sides for extra rigidity. By using the AMG accessory the mounting plate can be adjusted in depth.

**Cable access:** No gland openings as standard to maximise the sealing and clean lines according to the HACCP.

**Protection:** Corresponds with IP 66 and NEMA 4X, 12, 13, IK10

**Finish:** 240s pre grained stainless steel (average 0.5 micron).

**Delivery:** Mounting plate, complete with fitting accessories and earthing facilities. Packaged in a re-usable carton.

**Additional information:** The use of Thermal Management Equipment, and venting should be utilised for harsh and outdoor applications Please see our general accessories section and Technical chapter for additional information.



IP 66/NEMA4x ,12,13, IK 10

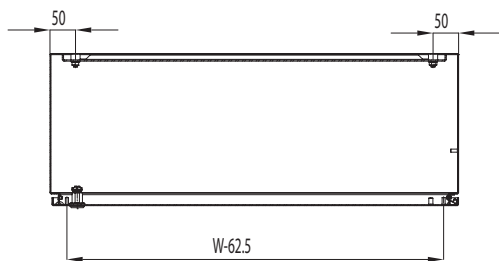
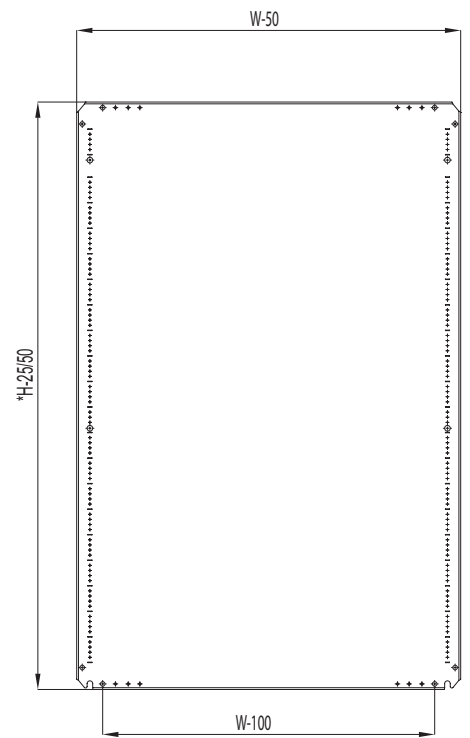
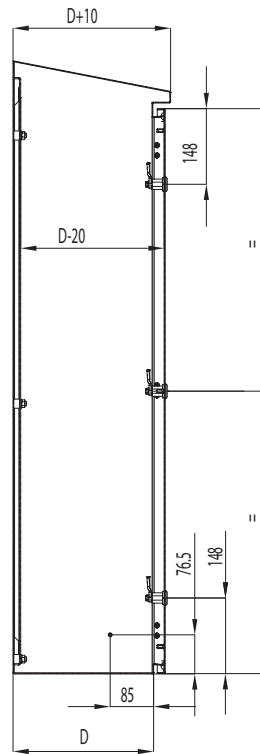
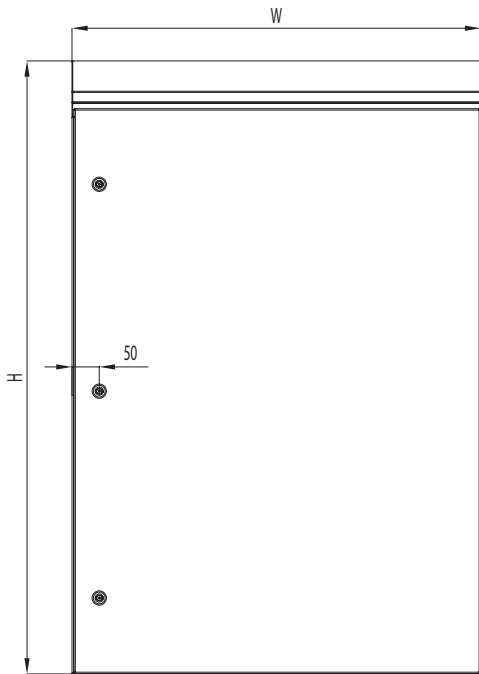
With mounting plate

Enclosure dimension			Mounting plate dimension		Weight (kg)	N° of locks	Usable depth	Part No.	
H	W	D	h	w					
300	200	155	275	150	5.6	1	135	AFS03021	
		155	275	150	5.6	1	135	AFS03021-316	
400	300	155	375	250	8.3	1	135	AFS04031	
		155	375	250	8.3	1	135	AFS04031-316	
	400	210	375	350	11.2	1	190	AFS04042	
		210	375	350	11.2	1	190	AFS04042-316	
	600	210	375	550	15.8	1	190	AFS04062	
			375	550	15.8	1	190	AFS04062-316	
500	500	210	475	450	17.0	1	190	AFS05052	
		210	475	450	17.0	1	190	AFS05052-316	
600	400	210	575	350	15.8	2	190	AFS06042	
		210	575	350	15.8	2	190	AFS06042-316	
	600	210	575	550	22.2	2	190	AFS06062	
			575	550	22.2	2	190	AFS06062-316	
	300	575	550	25.2	2	280	AFS06063		
			550	25.2	2	280	AFS06063-316		
	800	300	550	750	32.4	2	280	AFS06083	
			550	750	32.4	2	280	AFS06083-316	
	800	600	210	750	550	28.6	2	190	AFS08062
			210	750	550	28.6	2	190	AFS08062-316
300		750	550	32.3	2	280	AFS08063		
			550	32.3	2	280	AFS08063-316		
800		210	750	750	37.2	2	190	AFS08082	
			750	37.2	2	190	AFS08082-316		
300		750	750	42.0	2	280	AFS08083		
			750	42.0	2	280	AFS08083-316		
1000	800	300	950	750	51.5	3	280	AFS10083	
		300	950	750	51.5	3	280	AFS10083-316	
1200	600	300	1150	550	48.5	3	280	AFS12063	
		300	1150	750	48.5	3	280	AFS12063-316	
	800	300	1150	750	59.5	3	280	AFS12083	
			1150	750	59.5	3	280	AFS12083-316	
	400	1150	750	62.3	3	380	AFS12084		
			750	62.3	3	380	AFS12084-316		
1400	800	400	1350	750	78.1	3	380	AFS14084	
		400	1350	750	78.1	3	380	AFS14084-316	

\* Delivery times upon request

# AFS

## STAINLESS STEEL SINGLE DOOR WITH INTEGRATED RAIN HOOD ENCLOSURE



\* H-25 for AFS06063 or smaller  
H-50 for AFS06083 or bigger