Miniature Switching Relay, Series 857

	Pluggable miniature switching relays 1 changeover contact	Pluggable miniature switching relays 1 changeover contact (gold contacts)

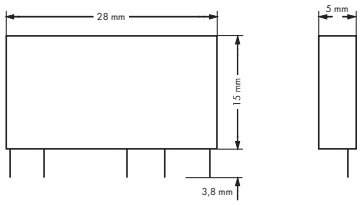

* In order to prevent the gold layer from being damaged these values should not be exceeded. Higher switching power leads to evaporation of the gold layer. The resulting deposits in the enclosure may cause sparkovers between the coil and the contact.

The values in brackets are valid if the gold layer is damaged.

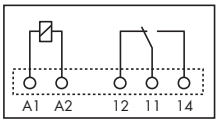

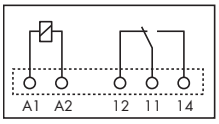

Description	V_N	Item No.	Pack. Unit	V_N	Item No.	Pack. Unit
Pluggable miniature switching relays	12 V DC	**857-150**	20			
	24 V DC	**857-152**	20	24 V DC	**857-153**	20
The 60 V DC replacement relays must be used with	60 V DC	**857-155**	20	60 V DC	**857-157**	20
60 V DC, 110 V DC, 220 V DC and 115 V AC/DC,						
230 V AC/DC relay modules.						

Technical Data

Contact material	$AgSnO_2$	$AgSnO_2$ + 5 µ Au
Max. switching voltage	250 V AC/DC	36 V* DC / (250 V AC/DC)
Max. continuous current (terminal blocks in a row)	6 A	50 mA* / (6 A)
Max. Switching power (resistive)	1250 VA AC	(1250 VA AC)*
Recommended minimum load	≥ 100 mA / 12 V AC/DC	≥ 1 V / 1 mA / 50 mW
Max. switching rate with / without load	6 min^{-1} / 20 s^{-1}	6 min^{-1} / 20 s^{-1}
Rated power consumption	< 220 mW	< 220 mW
Pull-in/drop-out/bounce time typ.	5 ms / 6 ms / 5 ms	5 ms / 6 ms / 5 ms
Nominal operating mode	continuous duty	continious duty
Dielectric strength contact-coil	4 kV_{eff}	4 kV_{eff}
Surge capacity open contact	1 kV_{eff}	1 kV_{eff}
Mechanical life	5 x 10^6 switching operations	5 x 10^6 switching operations
Mechanical life at max. load (resistance)	5 x 10^4 switching operations	5 x 10^4 switching operations
Ambient operating temperature (V_N)	-25 °C ... +60 °C	-25 °C ... +60 °C
Storage temperature	-40 °C ... +70 °C	-40 °C ... +70 °C
Dimensions (mm) W x H x L	5 x 15 x 28	5 x 15 x 28
Weight	13,5 g	13,5 g