





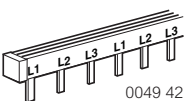
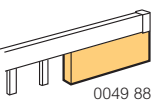

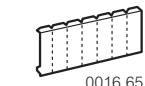
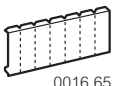



modular fuse carrier and device accessories



Pack	Cat. Nos.	Modular fuse carrier accessory
3	0057 99	Padlock support suitable for Ø5 mm padlocks


		Modular device accessories	
10	0044 40	Spacing elements	
5	0044 41	For heat reduction - 0.5 module	0044 41
		For heat reduction - 1 module	
2	0044 42	Locking device	
		Attachment for Ø 5 mm and Ø 6 mm padlocks for DX-H and DX-D	0044 42
3	0044 43	Padlock	
		Ø 5 mm	0044 43
20	0049 05	Entry terminals	
		Accepts conductors 4 - 25 mm ² max for single pole busbars only IP 2x	0049 06
20	0049 06	Accepts conductors 6 - 35 mm ² max	
20	0049 26	Supply busbars	
		For 13 single pole units ⁽¹⁾ Reversible blue/black	0049 26
10	0049 37	For 57 single pole units ⁽¹⁾ Reversible blue/black	
5	0049 38	For 6 double pole units ⁽²⁾⁽³⁾	
10	0049 39	For 28 double pole units ⁽²⁾⁽³⁾	0049 42
5	0049 42	For 4 triple pole units ⁽²⁾⁽³⁾	
10	0049 43	For 19 triple pole units ⁽²⁾⁽³⁾	
3	0049 44	For 3 four pole units ⁽²⁾⁽³⁾	0049 88
20	0049 88	Insulation shroud	
		For non-utilised busbar prongs	0049 96
10	0049 96	Self-adhesive label holder	
		Width : 16 mm Width available for marking : 12 mm Length 430 mm (24 modules)	0016 65
10	0016 65	Grey blanking plate RAL 7035	
		18 module, blanking strip	

Pack	Cat. Nos.	Modular device accessories (continued)
5	0016 91	Protective terminal shield
		Light grey Ensures the protection of wiring and terminals in modular mechanisms fitted in enclosures (Atlantic or Marina) Width 45 mm, Length 1 m Clips on to support 0016 90 (below)
10	0016 90	Insulated support
		For protective terminal shield Clips on to rail EN 60715



For DX MCBs

see p. 79



For enclosures

see p. 14-23

(1) 16 mm² section rated at 80 A with central feed
 (2) 10 mm² section rated at 63 A with central feed
 (3) With insulated ends