

iFactory

Factory Energy Management Solution

Centralized Monitoring and Data Acquisition for Energy Efficiency Optimization

Solution Ready Package

SRP-IFS400



- Intuitive browser-based graphical dashboard
- Energy consumption statistics and analysis
- Smart management platform for easy maintenance



ADVANTECH

Enabling an Intelligent Planet



www.advantech.com/srp/EMS

POWERED BY
ADVANTECH
WISE-PaaS

System Introduction

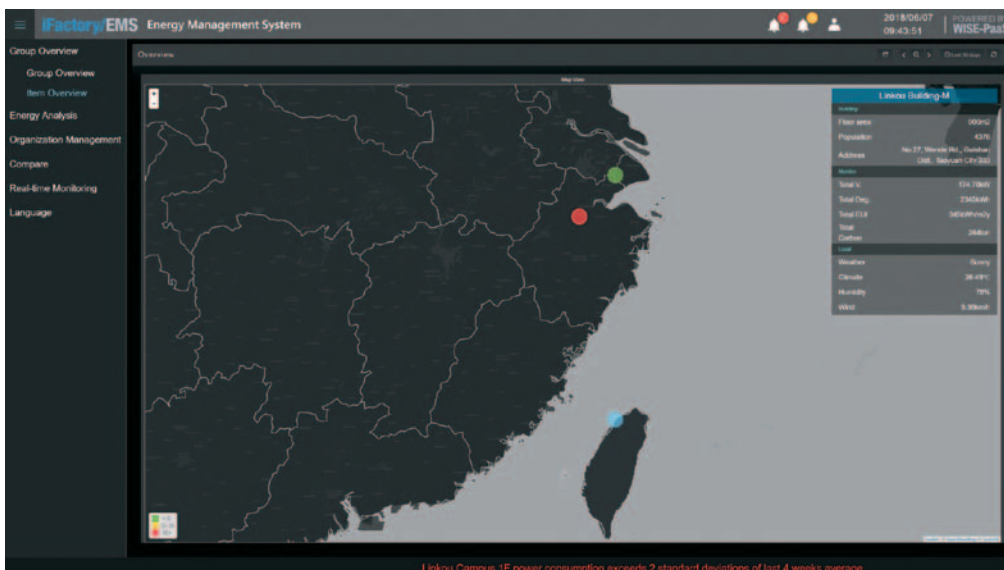
For manufacturers facing the prospect of a future global energy shortage and increasing environmental concerns, energy conservation has become a key principle in lean manufacturing and an important indicator of corporate social responsibility. By collecting data from all energy-consuming machines and equipment and generating detailed analysis reports, Advantech's energy management solution enables managers to identify excessive energy usage and implement improvements that increase energy efficiency.

WISE-PaaS/Dashboard



1 Focal Point for Facility and Equipment Energy Consumption

- Power consumption of each equipment
- Four-week performance analysis for production lines
- Four-week performance analysis for facility



Energy Management System Home Page

- Facility geographical distribution map and operation status by color
- Current status overview of specific facility building



2 Interactive Dashboard for Energy Management System Solution

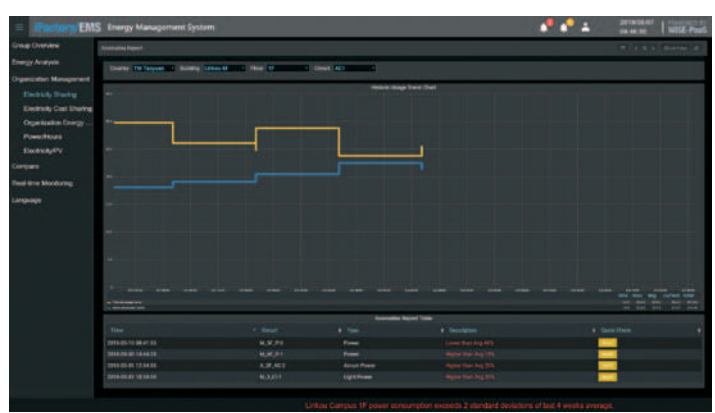
- Main menu for quick search

3 Energy Consumption Analysis

- Seven-days comparison analysis
- Energy usage by equipment
- Actual energy usage vs. target usage
- Power consumption contribution by equipment

4 Group Overview with Key Performance Scorecard

- Comparison of peak energy usage in facility
- Ranking of energy consumption for individual equipment item
- Organizational amortization
- Performance index for energy generation



Abnormal Report and Analysis

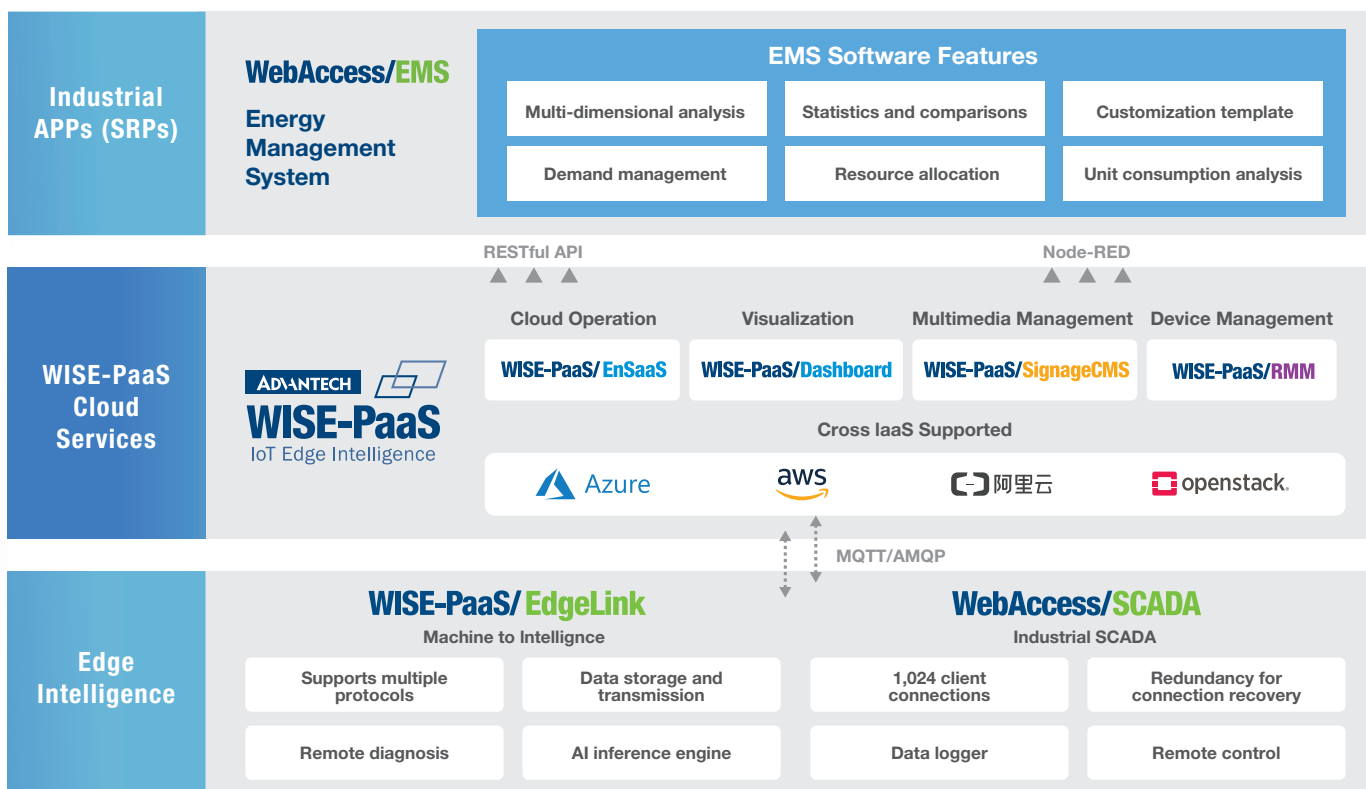
- Trend chart of historic energy usage
- "Quick Click" to check abnormality from historical trend



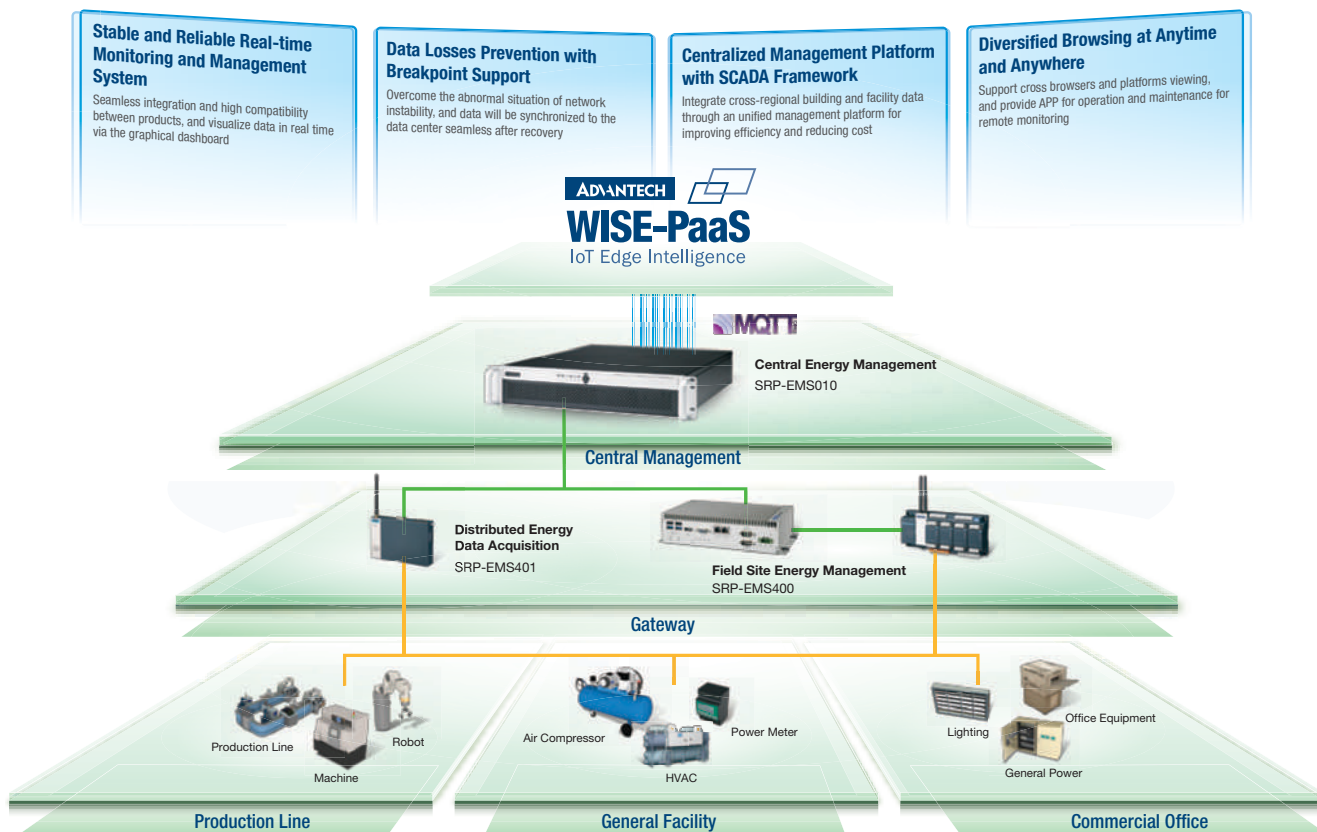
Energy Consumption by Organization

- Comparison chart by timeline and facility equipment
- Bill and cost comparison vs. previous year
- Specific circuit information and status

Software Diagram



System Diagram



Feature Highlights

Identify Energy Wastage and Reduce Business Energy Costs

Built-in analytic algorithms identify energy wastage and prioritize consumption management interventions to maximize cost savings.

Streamline Management and Maintenance for Long-Term Operation

The solution settings can be easily adjusted and the functions expanded without additional programming, thus streamlining management and extending the product lifecycle.

Visualize Data Using Graphical Indicators for Enhanced Insights

The user-friendly browser-based graphics dashboard allows users to visualize data and easily generate analysis reports.

Application Stories

Medium-Sized Factory Adopts Advantech Solution for Seamless EMS Implementation

- Quick implementation without the trouble of developing their own software
- Effective monitoring of energy usage through a unified management platform
- Easy future system expansion



Enterprise Corporate Taps Big Data for Sizable Energy Saving

- Upgraded industrial facilities and machinery to achieve energy-efficiency
- Saved up to 1% on electricity after adoption
- Lean management with organizational energy expense based on real usage instead of equally shared usage



Stable and Reliable EMS Solution for Hospital Industry

- Monitoring of crucial equipment's condition to reduce response times in the event of an abnormality
- Supports cross-browser and cross-platform viewing, powered by WebAccess dashboard
- Highly reliable solution that fulfils industrial and power industry requirements, ensuring long-term stable operation



Public Facility Enables Industry 4.0 with Advantech's Integrated EMS Solution

- Integrated cross-regional building and facility energy consumption data for improving management
- Advantech WebAccess supports animated graphics and real-time data control for efficient analysis
- Precise quantification of public facility expenses



Ordering Information

Solution Package		
WISE-PaaS Situation Room SRP-SR-100-BTO	LCD Wall: 1 x 86" + 2 x 55" Server and Display: 1 x DS-980 Control Panel: 1 x UTC-520 1 x WISE-PaaS/SignageCMS	
WISE-PaaS VIP Membership 98DPWAP2K	WISE Point: 2,000 points	
SRP-EMS010 Energy Management System	HPC-7242 x1 Windows Server 2016 R2 WebAccess/EMS	
SRP-EMS400 Energy Situation Room	UNO-2483G x1 ECU-1251 x1 Windows 7 Embedded Pro WebAccess/EMS	
SRP-EMS401 On-Site Energy Data Acquisition	ECU-1152 x 1 WISE-M502 x 3 WISE-PaaS/EdgeLink	
Optional Purchase		
IoT.SENSE Training	Basic Training	2 days
	Advanced Training	1 day
IoT.SENSE Consulting	IoT Solution and On-Site Technical Support	3 days

Advantech Headquarters

No. 1, Alley 20, Lane 26, Rueiguang Road, Neihu District, Taipei, Taiwan 11491
 Tel: 886-2-2792-7818 Fax: 886-2-2794-7301
www.advantech.com

US/Canada: 1-888-576-9668
 Europe: 00800-2426-8080/8081
 Netherlands: 31-40-267-7000
 China: 800-810-0345

Taiwan: 0800-777-111
 Japan: 0800-500-1055
 Korea: 080-363-9494
 Other countries: 0800-777-111



Enabling an Intelligent Planet



www.advantech.com.tw/contact